







Choose one Home Learning activity to complete each week. You can choose which task to complete and the order in which you do so. Once you have completed an activity, please ask a parent/carer to initial and date in the appropriate space. You may wish to include photographs of larger pieces of work and/or practical activities. Home learning is to be handed in by **Tuesday** each week.

| | | | |
|---|---|---|--|
| <p>Task One</p> <p>We would like you tell us about the Nativity story. Look at the pictures below. Write 1 sentence about what is happening for each picture.</p>  <p>You might like to watch the story using the link below. https://www.bbc.co.uk/education/clips/zxsx4qt</p> <p><u>Challenge!</u> Rewrite the ending of the story. Parent/carer signature and date: </p> | <p>Task Two</p> <p>We would like you to tell us what Firework night is like. Record descriptive words to tell us what it was like. Use your five senses to help you.</p>  <p>https://www.youtube.com/watch?v=lof7vb5BR-8</p> <p><u>Challenge!</u> Write 3 sentences using your descriptive words.</p> <p>Parent/carer signature and date </p> | <p>Task Three</p> <p>As Christmas will be soon approaching, we would like you to write a letter to Santa. Please write a minimum of three sentences. You can tell him why you are excited about Christmas.</p> <p><u>Challenge!</u> Ask Santa some interesting questions.</p> <p>Parent/carer signature and date: </p> | <p>Task Four</p> <p>We will be learning about what a Christingle is. Please draw a Christingle and label the different parts of a Christingle.</p>  <p>www.topmarks.co.uk/christmas/Christingle.aspx</p> <p><u>Challenge!</u> We would like you tell us what it is. What do the different parts represent?</p> <p>Parent/carer signature and date: </p> |
|---|---|---|--|

| | | | |
|--|---|--|--|
| <p>Task Five</p> <p>When you go to supermarket can you write a shopping list of the things you have bought? Please include at least 5 items.</p> <p><u>Challenge!</u> What was it like going to the supermarket? What did you see?</p> <p>Parent/carer signature and date: </p> | <p>Task Six</p> <p>Write a recount about a trip you have been on with your family. What did you see? What did you hear? What did you enjoy the most? Please write 5 sentences.</p> <p><u>Challenge!</u> Make a postcard telling us what it was like.</p> <p>Parent/carer signature and date: </p> | <p>Task Seven</p> <p>Create Net Nasty poster. First go on to the kidsmart website http://www.kidsmart.org.uk Find out what the Smart Rules and explore the website. Make sure to look at the Net Nasties page to help you get ideas for your own Net Nasty poster. Your poster may be chosen for a school display that visitors can see. Good Luck.</p> <p><u>Challenge!</u> Make a Being Smart Rules Poster</p> <p>Parent/carer signature and date: </p> | <p>Task Eight</p> <p>Draw yourself in a Halloween costume. Can you label what you are wearing in your picture? Include at least five labels.</p>  <p><u>Challenge!</u> Write some interesting words to describe your outfit. For example, scary spiders, webs as white as snow.</p> <p>Parent/carer signature and date: </p> |
|--|---|--|--|