






Objectives and criteria for success:
 WALT recognise the j, v, w, x sound (use the sounds to read and write)
 WALT read and write words using our phonics (segment to write, blend to read)

If your child finds this sounds too challenging or does not know the Phase 2 sounds, please continue to practise those at home.

	Revisit and Review	Teach	Practise	Apply
	<p>Please use the Phase 2 sounds powerpoint on our website to help here</p>	<p>Please use the Phase 3 Sounds Powerpoint to help here</p>		
Tues	<p>Begin by singing the ABC song. Show a letter and ask your child it's name (practise 3 letters)</p> <p>Recap all sounds learnt so far. (phase 2 sounds)</p> <p>Use the Phase 2 sound powerpoint on the EYFS page</p>	<p>Teach 'j' Show children the letter and sing the song below.</p>  <p>Action: Pretend to wobble on a plate, and say j, j, j.</p> <p>Jelly and jam, jelly and jam, jiggling on the plate. Oh, what will I eat with it? /j/-/j/-/j/-/j/-/j/.</p> <p>Can you think of any words that begin with the j sound?</p>	<p>Show children the following words. Ask your child to read the words by saying each sound then putting them together.</p> <p>jet jam jog jacket</p>	<p>Read the high frequency words off and can. Read this sentence and draw a picture to match:</p> <p>The red jug fell off.</p>
Wed	<p>Begin by singing the ABC song. Show a letter and ask your child it's name (practise 3 letters)</p> <p>Recap all sounds learnt so far. (phase 2 sounds)</p> <p>Use the Phase 2 sound powerpoint on the EYFS page</p> <p>Quickly read the words: I, no, go, to the</p>	<p>Teach 'v' Show children the letter and sing the song below.</p>  <p>Action: Pretend to be driving along in a van, saying vvvv.</p> <p>Drive Vic's van round the village. Drive Vic's van round the village. Drive Vic's van round the village - /v/-/v/-/v/-/v/-/v/!</p> <p>What words start with v?</p>	<p>Ask your child to sound out the words below and to write them. They can use their robot hands or sound out on their fingers then write the words, one sound at a time.</p> <p>van, vest, vet, visit.</p>	<p>Write this question (your child does not need to write a question mark)</p> <p>Can a van jog?</p>
Thur	Begin by singing the ABC	Teach 'w' Show children the letter and sing	Play Dragons Den on Phonics play.	Read these words

	<p>song. Show a letter and ask your child it's name (practise 3 letters)</p> <p>Recap all sounds learnt so far. (phase 2 sounds) j, v</p> <p>Use the Phase 2 sound powerpoint on the EYFS page</p>	<p>the song below.</p>  <p>Action: Blow onto your open hand, as if you are the wind, and say wh, wh, wh.</p> <p>I see the clouds moving, /w/-/w/-/w/.</p> <p>I see the kites flying, /w/-/w/-/w/.</p> <p>I see the trees bending, /w/-/w/-/w/.</p> <p>The wind is blowing strong!</p>	<p>www.phonicsplay.com</p> <p>Choose the w sounds</p>	<p>wet</p> <p>web</p> <p>wigwam</p> <p>Finish by reading these words as fast as you can: is, it, in, at, and, the, go, to, no, I</p>
Fri	<p>Begin by singing the ABC song. Show a letter and ask your child it's name (practise 3 letters)</p> <p>Recap all sounds learnt so far. (phase 2 sounds) j, v, w</p> <p>Use the Phase 2 sound powerpoint on the EYFS page</p>	<p>Teach 'x' Show children the letter and sing the song below.</p>  <p>Action: Pretend to take an x-ray with an x-ray camera, saying ks, ks, ks, ks.</p> <p>/ks/-/ks!/ Take an x-ray. /ks/-/ks!/ Take an x-ray. /ks/-/ks!/ Take an x-ray - x-ray of my hand!</p> <p>Explain x is usually at the end of a word such as fox. Can you think of a word with x?</p>	<p>Look at these pictures. Write the words using your sounds.</p> 	<p>Read the words had and back.</p> <p>Read these and answer yes or no:</p> <p>Will a fox jump up?</p> <p>Can I mix the rocks?</p> <p>Is a jam pot hot?</p>