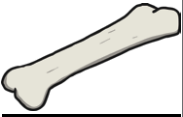

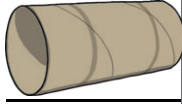



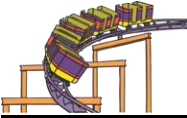














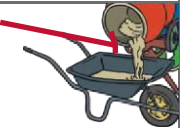





Phonics Planning Bowmansgreen

Phase 5 Week 5: Objectives and criteria for success: Teach new graphemes for reading **i-e** **o-e** **u-e**

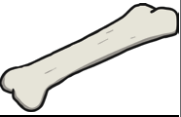

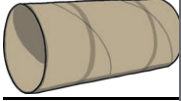



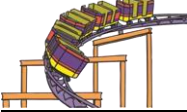


















Lesson	Revisit and review	Teach	Practise	Apply
1	<p>https://new.phonicsplay.co.uk/resources/phase/3/reading-robot Log on to phonics play and play reading robot game phase 3. Or Try to sound out then blend the following words on flash cards from phase 3. There are some real words and some alien words. check, toad, quib, pair, bith, tax, jit, vet, zadder, feel, weeb, nupper, lurf, chain, zard, nurn.</p>	<p>Teach i-e and compare to igh and ie. Blending for reading. What's in the box? nine, kite, bike, slide, prize. Draw pictures or put items in the box for the children to guess the word including the i-e split digraph.</p>	<p>Play Countdown: Display the list of words, one underneath the other. Explain to the children that they have 1 minute to read as many words as they can: bride, nine, kite, bike, slide, prize.</p>	<p>Reading sentence: I hide under the slide.</p>
2	<p>https://new.phonicsplay.co.uk/resources/phase/4/reading-robot Log on to phonics play and play reading robot game phase 4. Or Try to sound out then blend the following words on flash cards from phase 3. There are some real words and some alien words. gust, land, shimp, shrenk, bleed, gran, spend, croil, gamp, fleed, boost, lifpox, sport, tilt, belt.</p>	<p>Teach o-e and compare to oe. Explain that it is spelled the same as oe but is split up. Blending for reading. Play buried treasure: bone, vome, note, fote, stone. Draw or use a bin and a treasure chest. Put the real words in the treasure chest and put the alien words or fake words in the bin.</p>	<p>Quickwrite words (The children only have 10 seconds to write each word): awoke, explode, those, alone, stoke.</p>	<p>Writing sentence: I woke up in my home.</p>
3	<p>https://vimeo.com/219632566 Listen to the tricky words song. Or Read the tricky words on flash cards. I the no to go he she we</p>	<p>Teach u-e as in June. Play Dragons Den with the words: prune, flute, rude, rulem, grude. Draw or print two different coloured dragons. One coloured dragon eats real words and one dragon eats fake words.</p>	<p>Model Segmenting (sound out the word to spell) then write the word: rude</p> <p>The children have to segmenting and write the words; rule, brute, June, prune.</p>	<p>Reading sentence: The statue gave a salute.</p>
4	<p>https://www.youtube.com/watch?v=YPW-ZkhRUPY Listen to the phonics song. Or Read phase 4 phonics sounds on flash cards.</p>	<p>Teach u-e as in huge. Blending for reading. Countdown: huge, cube, use, tube, mule, compute.</p>	<p>Model Segmenting (sound out the word to spell) then write the word: huge</p> <p>The children have to segmenting and write the words: refuse, cube, use.</p>	<p>Writing sentence: The mule plays a tune on the flute.</p>
5	<p>https://vimeo.com/106231366 Listen to the Jolly Phonics Song. Or Read phase 4 phonics sounds on flash cards.</p>	<p>Play Dragons Den with the words: June, Mune, vate, same, Pete, kete, kite, jite, stone, rote. Draw or print two different coloured dragons. One coloured dragon eats real words and one dragon eats fake words.</p>	<p>Using the table on the second page write the words next to the picture using the split digraphs.</p> <p>Answers are on the following page.</p>	<p>Write a silly sentence using each of the split digraphs from the previous task. E.g: One evening, I went down the slide playing a flute into a lake but hit my leg on a stone.</p>

Friday Lesson 5 activity

o-e		e-e		u-e		a-e		i-e	
									
									
									
									
									

Friday Lesson 5 activity

Answers

o-e		e-e		u-e		a-e		i-e	
	bone		Eve		tube		lake		slide
	stone		theme		flute		race		bike
	cone		evening		cube		snake		five
	Phone		even		prune		cake		prize
	gnome		concrete		mule		game		kite