




Bowmansgreen Primary School
Year 1 – Home Learning Grid
Spring Term 2



Choose one Home Learning activity to complete each week. You can choose which task to complete and the order in which you do so. Once you have completed an activity, please ask a parent/carer to initial and date in the appropriate space. You may wish to include photographs of larger pieces of work and/or practical activities.

Home learning is to be handed in by **Tuesday** each week.

<p align="center">Task One</p> <p>National Science Week commences on the 5th March. We will be celebrating this in school and would love you to join in the celebration at home, by undertaking your very own science experiment. Use the website below to research an experiment. Take a picture of your experiment and stick it in your book. https://www.science-sparks.com/category/key-stage-1-science/ Challenge! Write three sentences to explain what you have discovered by completing your experiment. Parent/carer signature and date: </p>	<p align="center">Task Two</p> <p>National Careers Week commences on the 1st March. We would like you to tell us what job you would like to have when you grow up. Please write a small paragraph (three sentences) telling us what job you would like to have and why. Be creative with your presentation. You might like to draw a picture of yourself doing your job. Challenge! Write a list of tasks you think you will need to do, during your hard-working day, in your ideal job. Parent/carer signature and date: </p>	<p align="center">Task Three</p> <p>World Book Day is happening in March. Can you write your own book review of your favourite book? You may wish to include the following information:</p> <ul style="list-style-type: none"> • Title and author • A brief summary of the plot • Who your favourite character is and why • Who your least favourite character is and why • Your favourite part of the story <p>Try and write at least four sentences. Challenge! Re-write the ending of your favourite story. You only need to write a short paragraph (roughly three sentences) but obviously if you want to write more that would be fantastic. Parent/carer signature and date: </p>	<p align="center">Task Four</p> <p>Sunday 4th April is Easter Sunday. Watch the video in the link below and write four sentences to describe the story. https://www.bbc.co.uk/teach/class-clips-video/religious-studies-ks1-the-christian-story-of-easter/zhg47h Challenge! Create a comic strip to link with your sentences to retell the story. Parent/carer signature and date: </p>
<p align="center">Task Five</p> <p>Create a fact file about a famous pirate. Write at least four facts about your chosen pirate. Use the website below to help you. http://www.teacherfiles.com/4t/famous-pirates_info.htm Challenge! Create a wanted poster about your very own pirate. Don't forget to include a picture!  Parent/carer signature and date: </p>	<p align="center">Task Six</p> <p>Write four sentences about something that is a treasure or valuable to you. It could be a person, place or an item that is important to you. Challenge! Create a piece of artwork showing your treasure. It could be a painting, drawing or collage and you could include yourself in the artwork. Parent/carer signature and date: </p>	<p align="center">Task Seven</p>  <p>Write a desert island setting description. Try to include interesting adjectives (describing words) and conjunctions (and, but, because) in your writing. Make sure your description is at least four sentences in length. Challenge! Research information about any island in the world. Include pictures and information about it. You could include things like: what animals live there, what food they eat and what language they speak. Parent/carer signature and date: </p>	<p align="center">Task Eight</p>  <p>Use your imagination to create your own treasure map. Challenge! Use your map to write a set of directions to get from one part of your map to another. Use the website below to help you write directions. https://learnenglishkids.britishcouncil.org/short-stories/the-treasure-map Parent/carer signature and date: </p>

