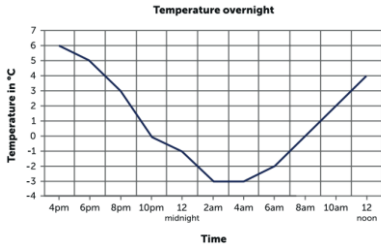


Mathematics Home Learning - Year 6

Date set:	Thursday 25 th February 2021
Date due:	Tuesday 2 nd March 2021

Additional Information:

This line graph shows the temperature overnight one night in January



I would use squared paper to create the line graph.

Things you will need to remember:

- Give your graph a title.
- Label your x and y axis.
- Consider what each division (each line) represents. For example, on the x axis each division represents 2 hours.

Challenge 1

Each year the Acton School District publishes its annual budget, which includes information on the sports programme's spending for each student.

Use the data in the table to draw a line graph.

Acton School District sports budget

Year	Budget per-student
2011	£30
2013	£80
2015	£80
2017	£100

Extension:

Use your graph to estimate the budgets for 2012, 2014 and 2016.

Challenge 2

Fans of the Brentwood baseball team recorded the number of games won each year.

Use the data in the table to draw a line graph.

Games won by the Brentwood baseball team

Year	Games won
2013	30
2014	35
2015	52
2016	10
2017	45

Extension:

Write a sentence to explain what might have happened in 2016.

Challenge 3

Mrs Stanley records the number of tomatoes that grow in her garden each year.

Use the data in the table to draw a line graph.

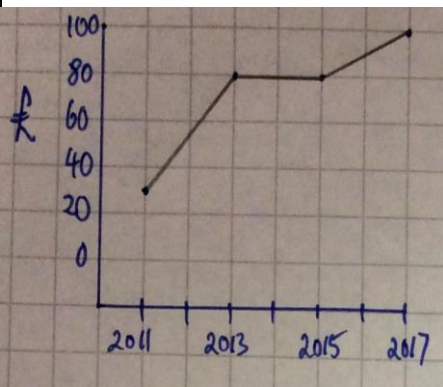
Tomatoes in Mrs. Stanley's garden

Year	Tomatoes
2011	17
2012	22
2013	29
2014	30
2015	9
2016	53
2017	77

Extension:

Write three questions that can be answered by looking at your line graph.

Challenge 1

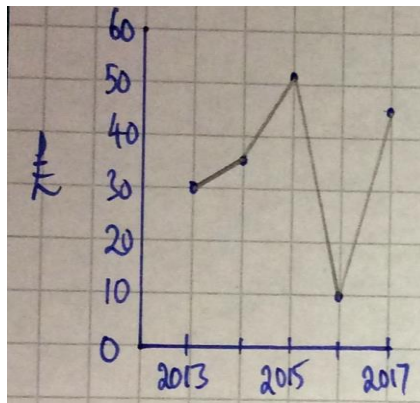


Extension:

Use your graph to estimate the budgets for 2012, 2014 and 2016.

2012 $\hat{=}$ £55
 2014 $\hat{=}$ £80
 2016 $\hat{=}$ £90

Challenge 2

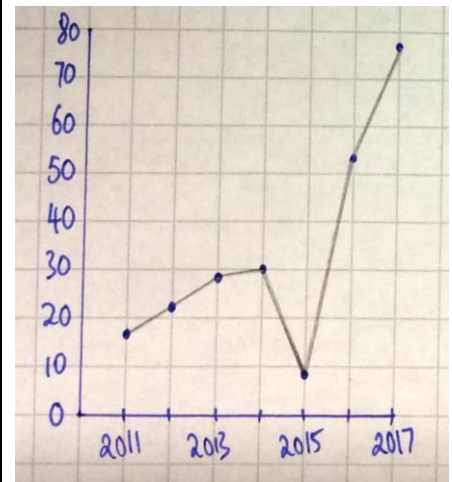


Extension:

Write a sentence to explain what might have happened in 2016.

Perhaps a key player missed a season due to suffering an injury.

Challenge 3



Extension:

Write three questions that can be answered by looking at your line graph.

What year had the least amount of tomatoes?

Has Miss Stanley become more successful at growing tomatoes?

What is the difference in the amount of tomatoes grown in 2011 compared to 2017?