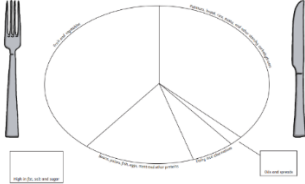





Bowmansgreen Primary School
Year 3 – Home Learning Grid
Spring Term 1



Choose one Home Learning activity to complete each week. You can choose which task to complete and the order in which you do so. Once you have completed an activity, please ask a parent/carer to initial and date in the appropriate space. You may wish to include photographs of larger pieces of work and/or practical activities. Home learning is to be handed in by **Tuesday** each week.

<p align="center">Task One</p> <p>Watch this video and learn about the different food groups which make up a balanced diet. https://www.bbc.co.uk/bitesize/topics/zrffr82/articles/zppvv4j</p> <p>Then, draw a plate showing a healthy, balanced meal with the four different food groups: carbohydrates, fibre, protein, and fats.</p>  <p>Challenge! Write 3 sentences to go with your plate, explaining why your meal is healthy and balanced. Also explain why it is important to have a balanced diet.</p> <p>Parent/carer signature and date: </p>	<p align="center">Task Two</p> <p>In RE, we are learning about service and community. How do different faiths help the community? Watch this video and create a poster showing how Sikhs help the community. Include key words: Gurdwara, Sikh/ Sikhism, langar. https://www.bbc.co.uk/teach/class-clips-video/religious-studies-ks2-the-gurdwara/z4qc8xs</p> <p>Challenge! This link shows us a story from the Bible that helps Christians understand the importance of feeding everyone. Write three sentences about the key events in the story. https://www.dltk-kids.com/bible/cv/jesus_feeds_five_thousand.htm</p> <p>Parent/carer signature and date: </p>	<p align="center">Task Three</p> <p>In science, we are looking at nutrition and the importance of a healthy diet. Design a poster to encourage children at Bowmansgreen to bring in a healthy packed lunch. Your poster should include a slogan, for example, Eat Healthily or Is your packed lunch healthy? It should also include a picture of what a healthy packed lunch looks like.</p> <p>Challenge! Explain why it is important for children to eat healthily and why food is important for the body.</p> <p>Parent/carer signature and date: </p>	<p align="center">Task Four</p> <div style="display: flex; justify-content: space-around;">    </div> <p align="center"> <small>'The Rose Garden' by Paul Klee 'The Merry Jesters' Henri Rousseau 'Sunflowers' by Vincent van Gogh</small> </p> <p>Look at these three paintings. What do you notice? What's the same? What's different? The artists have used monochromatic colours. Using one primary colour (red, yellow and blue) they add either white or black. Using paint, have a go at painting in this style. (We can lend you a watercolour set if needed.)</p> <p>Challenge! The artist Pablo Picasso famously had two periods in his life when he painted using monochromatic colours. These were called the blue and the rose periods. Can you find out more about this work and write some interesting facts about them? You can use this link: Picasso Paintings from Each Period Showcase the Artist's Evolution (mymodernmet.com)</p> <p>Parent/carer signature and date: </p>
<p align="center">Task Five</p> <p>To help you learn the Spanish days of the week and months of the year, create your own craft calendar using the link below. https://rockalingua.com/videos/date-weather-feelings</p> <p>Click 'Download Craft Template', watch the video tutorial and start creating!</p> <p>Challenge! Cuando es tu cumpleaños? - When is your birthday? Use the links below to help you write and say your birthday in Spanish! https://www.bbc.co.uk/bitesize/topics/zfgt6v4/articles/zjh292p https://rockalingua.com/songs/numbers-1-50</p> <p>Parent/carer signature and date: </p>	<p align="center">Task Six</p> <p>Our school value for this half term is <i>friendship</i>. Create a six box comic strip which tells a story about someone being a good friend. Think about what friendship: looks like, sounds like and feels like. For example, friendship might look like smiling and sharing, sound like giving compliments and feel like happiness and knowing you are not alone. https://www.kidscape.org.uk/advice/advice-for-young-people/friendships-and-frenemies/what-makes-a-good-friend/</p> <p>Challenge! What makes you a good friend? Write down five qualities you possess and why they are important.</p> <p>Parent/carer signature and date: </p>	<p align="center">Task Seven</p> <p>Build a 3D model of a planned settlement. It could be of London Colney. How can you show the varying heights of land? Think about what settlers need: shelter, food, water, fuel, defence, materials, farmland, transport links, power supply and healthcare. Can you use only recycled materials?</p> <p>Challenge! Write a short speech to persuade an audience that your settlement will be the most attractive place to live.</p> <p>Parent/carer signature and date: </p>	<p align="center">Task Eight</p> <p>In geography, we are learning about how the towns and cities of the UK first developed. Find out more about the meaning of place names in your area using a dictionary of place names, or the internet. https://en.wikipedia.org/wiki/St_Albans and https://kids.kiddle.co/St_Albans. Can you work out who might have been the settlers in your area? Write a paragraph to explain what you have found out.</p> <p>Challenge! Many towns have standards or coats of arms that link to their original name and purpose as a settlement. Find out about the coat of arms for where you live. This website might help: https://www.heraldry-wiki.com/heraldrywiki/wiki/Saint_Albans Does it fit with what your area is famous for now? Can you design a more up to date one?</p> <p>Parent/carer signature and date: </p>

