



Year 1 Phonics Screening Check

Information Evening for Parents and Carers

Mrs Walter, Ms Robbins and Miss Wetters

What is the purpose of the Phonics Screening Check?

- The purpose of the Phonics Screening Check is to assess how well children can apply the phonics skills they have been taught up to the end of Year 1 and identify pupils who need extra help with this area of the curriculum.
- The Phonics Screening Check only assesses whether a child can decode at the expected standard. It does not assess reading comprehension.

Who participates in the Phonics Screening Check?

All schools across England are expected to administer the Phonics Screening Check to pupils at the end of Year 1 and, in some cases, at the end of Year 2.

When is the Phonics Screening Check?

- Schools must administer the phonics screening check within the 1-week period **from Monday 10 June 2024**.
- There is no set day to administer the check.
- Children are not expected to take the check at the same time, as it will be undertaken on a one-to-one basis.

What does the Phonics Screening Check look like?

- It is not timed but is expected to take between five and nine minutes.
-
- The check consists of 40 unrelated words that your child will be asked to read one at a time. If a child reads a word incorrectly, the administrator is not allowed to provide feedback and ask them to re-read the word.
- There will be 20 'real' words and 20 'alien words' (non-words).
- 'Alien words' (nonsense words, pseudo words) are a collection of letters that will follow phonics rules your child has been taught, but don't mean anything. Each of the 'alien words' is presented with a picture of a monster/alien. Your child will need to apply their knowledge of GPCs to read these correctly, showing that they understand the phonics rules behind them.

What does the Phonics Screening Check look like?


ot



vap



osk



ect




skap




blorn



meft



veems



What does the Phonics Screening Check look like?

blast

groans

spray

strike

delay

modern

saucers

charming

How will the check be administered?

- The check will be administered in a quiet, comfortable space.
- The check can only be administered to each child once.
- The check will be administered in accordance with the Standards and Testing Agency's Phonics Screening Check Administration Guidance.
- Schools are monitored during unannounced monitoring visits from the local authority in order to ensure that the administration of the check is in line with the guidance.

Specific access arrangements

The check may need to be adapted for some pupils with specific needs. Access arrangements should be based primarily on normal classroom practice and must never advantage or disadvantage pupils.

- Rest breaks
- Sound buttons
- Changing the font
- Changing the font size
- Having fewer words per page
- Coloured overlays

How will the results be used?

- All schools will report their pupil-level Phonics Screening Check data to their local authority.
- The threshold mark is communicated to schools at the end of June, after the test has been taken and all schools have submitted their pupils' scores.
- If your child achieves the threshold mark and above, they are deemed to be working at the expected standard.
- We will not tell the children their results.
- Your child's result will be shared with you, as with every other National Assessment such as SATs. (This will be at the end of the academic year within reports.)

How to support your child in learning their GPCs and blending

- Continue daily reading of home reading books and practise alien words.
- If your child is struggling to decode a word, help them by encouraging them to say each GPC in the word from left to right and add sound buttons if needed.
- Blend the sounds by pointing to each one. For example, e.g. /c/ in cat, /p/ in pat, /ng/ in sing, /ee/ in been. Next move your finger under the whole word as you say it.
- Use the phonics pages in the middle of your child's reading record and sound mats provided at the family consultations to practise GPCs.
- Play the free games on 'Phonics Play' website (*Phase Three and beyond*).

Any questions?

Thank you for your continued support in your child's learning.

If you have any questions, please do not hesitate to contact your child's class teacher. We are more than happy to speak to you about your child's learning.

If you are not able to speak with the class teacher face-to-face, then messages can be forwarded via the school office at admin@bowmansgreen.herts.sch.uk or 01727 767772. A member of the Year 1 team will then contact you as soon as possible.

Useful links

PhonicsPlay Phase 3 <https://www.phonicsplay.co.uk/resources/phase/3>

PhonicsPlay Phase 4 <https://www.phonicsplay.co.uk/resources/phase/4>

PhonicsPlay Phase 5 <https://www.phonicsplay.co.uk/resources/phase/5>

PhonicsPlay Phase 6 <https://www.phonicsplay.co.uk/resources/phase/6>

Government guidance for parents has not yet been released. It is likely to be published at the beginning of June and will be available via the website below:
<https://www.gov.uk/government/publications/phonics-screening-check-information-for-parents>

Headteacher: Mrs Louise Fleming
Telford Road, London Colney, St. Albans, Herts, AL2 1PH