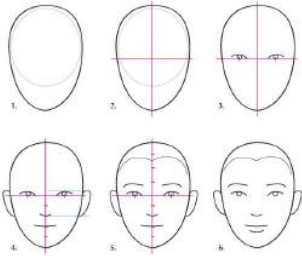




Bowmansgreen Primary School
Year 6 – Home Learning Grid
Summer Term 1



Choose one Home Learning activity to complete each week. You can choose which task to complete and the order in which you do so. Once you have completed an activity, please ask a parent/carer to initial and date in the appropriate space. You may wish to include photographs of larger pieces of work and/or practical activities.

Home learning is to be handed in by Tuesday each week.

<p align="center">Task One</p> <p>April 23rd is St George's day. St George is the patron saint of England. Create a non-chronological report about St George. Include at least 3 sections (with sub-headings). You could include an introduction, who St George was, the myth about the dragon, why he is the patron saint, what a patron saint is and how St George's day is celebrated. Use the link below to help you research. https://www.bbc.co.uk/newsround/17816642 https://www.theschoolrun.com/what-is-a-non-chronological-report https://www.primaryteaching.co.uk/blog/st-georges-day/</p> <p>Challenge! There are also patron saints of Wales, Scotland and Ireland. Find out who one of them is and write about how their saint's day is celebrated.</p> <p>Parent/carer signature and date:</p> <p>.....</p>	<p align="center">Task Two</p> <p>Produce an A4-sized portrait. Refer to the 6-steps below to help get the facial feature in proportion and position correctly.</p>  <p>https://www.bbc.co.uk/teach/class-clips-video/how-to-draw-a-portrait/zk28qp3</p> <p>Challenge! Can you make a 3-dimensional head out of any materials you can find at home?</p> <p>Parent/carer signature and date:</p> <p>.....</p>	<p align="center">Task Three</p> <p>Become a palaeontologist and design your own dinosaur!</p> <ol style="list-style-type: none"> Cut out the pictures of bones from the sheet provided and arrange them to show what the dinosaur might have looked like. Stick this into your book. Produce a drawing of your dinosaur to show its colour and body covering (e.g. feathers, scales). <p>Challenge! Can you describe the ideal habitat for your creature; giving reasons why it is best suited to that environment?</p> <p>Parent/carer signature and date:</p> <p>.....</p>	<p align="center">Task Four</p> <p>In Buddhism, the lotus flower is a popular symbol which carries special meaning. Draw a detailed sketch of a lotus flower and annotate your drawing by noting what each stage of the growth process (from a seed on a muddy river bed to full bloom above the water's surface) represents and symbolises. http://www.primaryhomeworkhelp.co.uk/religion/buddhism.htm https://buddhists.org/buddhist-symbols/the-meaning-of-the-lotus-flower-in-buddhism/</p> <p>Challenge! Create a Lotus Flower Paper Cup Lantern using the link provided or create your own artistic 3D Lotus flower! https://www.activityvillage.co.uk/lotus-flower-paper-cup-lantern</p> <p>Parent/carer signature and date:</p> <p>.....</p>
<p align="center">Task Five</p> <p>April 22nd is World Earth Day. To celebrate create a piece of art using recyclable materials. This could be used cardboard packaging, plastic bottles, newspapers or magazines.</p>  <p>Challenge! Why is it important to recycle? Write 5 sentences persuading someone to recycle.</p> <p>Parent/carer signature and date:</p> <p>.....</p>	<p align="center">Task Six</p> <p>The National History Museum has 14 virtual exhibitions that can be viewed online. Go to the link below and pick one. You could choose to learn about Mary Anning, Female trailblazers, the architecture of the museum itself, Early life in Britain or dinosaurs. View your chosen exhibition, look carefully at the photos and read all about each one. After make a poster advertising the exhibition. You could include: a catchy title, an interesting fact you learnt, a drawing of one of the photos, what a visitor would learn about, who might enjoy visiting, a rhetorical question, why you should visit. https://artsandculture.google.com/search/exhibit?p=natural-history-museum</p> <p>Challenge! Pick 5 words that are used in your chosen virtual exhibition that you did not fully understand. Look up their definitions.</p> <p>Parent/carer signature and date:</p> <p>.....</p>	<p align="center">Task Seven</p> <p>It's Deaf Awareness Week beginning 6th May. We would like you to teach yourself one sign each day of the week. Can you draw the sign, explain what the sign means and then write a paragraph explaining why you think it is important to raise awareness this for deaf community. Please make sure you include: fronted adverbials, a pair of brackets, dashes and commas. https://www.british-sign.co.uk/</p> <p>Challenge! Can you sign your name using the British Sign Language alphabet.</p> <p>Parent/carer signature and date:</p> <p>.....</p>	<p align="center">Task Eight</p> <p>Using this image, please could you write a short story about how the shark ended up in the house. Use your imagination. Where did the shark come from? What happened to the people who live inside the house? Were there witnesses?  Write at least two paragraphs including, fronted adverbials, punctuation for parenthesis and impress us with a colon or semi-colon.</p> <p>Challenge! Add two pieces of direct speech to your story to convey character. Think about Mister Tom and how he spoke. How will you convey your character?</p> <p>Parent/carer signature and date:</p> <p>.....</p>

